

Minute Poll: Mental Health Stigma

Friday, April 17, 2020

158

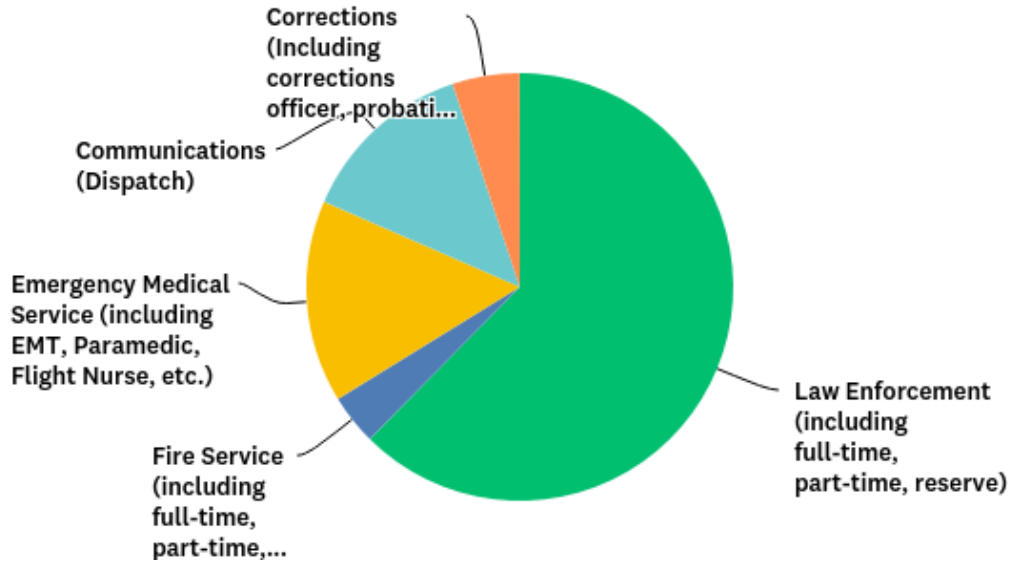
Total Responses

Date Created: Wednesday, July 24, 2019

Complete Responses: 158

Q1: What is your role in emergency services?

Answered: 157 Skipped: 1



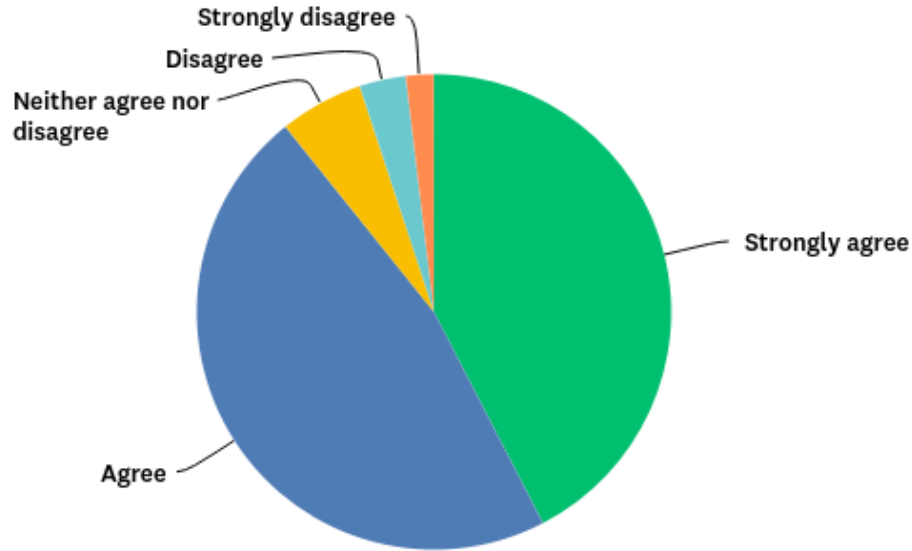
Q1: What is your role in emergency services?

Answered: 157 Skipped: 1

| ANSWER CHOICES | RESPONSES | |
|--|-----------|------------|
| Law Enforcement (including full-time, part-time, reserve) | 62.42% | 98 |
| Fire Service (including full-time, part-time, volunteer) | 3.82% | 6 |
| Emergency Medical Service (including EMT, Paramedic, Flight Nurse, etc.) | 15.29% | 24 |
| Communications (Dispatch) | 13.38% | 21 |
| Corrections (Including corrections officer, probation officer, parole officer, etc.) | 5.10% | 8 |
| TOTAL | | 157 |

Q2: Do you believe there is a stigma associated with reaching out for mental health assistance that is perpetuated by emergency services agencies and/or governmental authorities?

Answered: 158 Skipped: 0



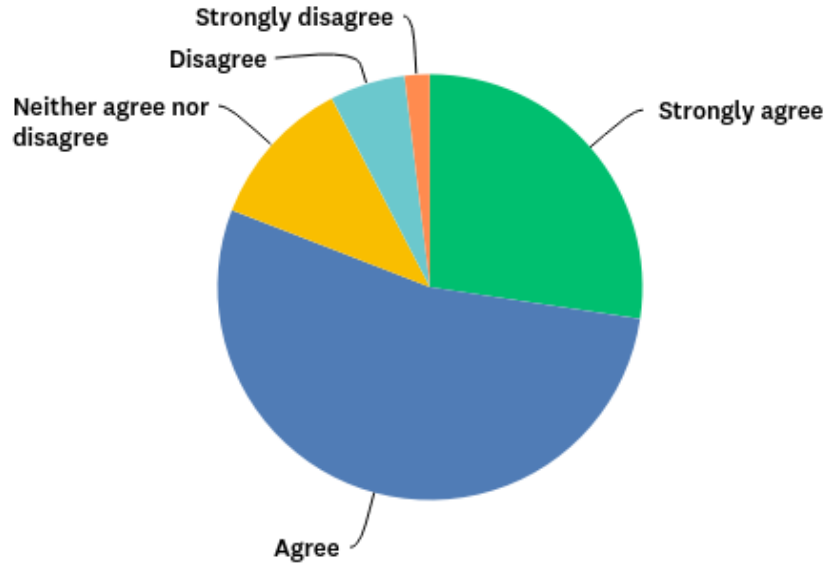
Q2: Do you believe there is a stigma associated with reaching out for mental health assistance that is perpetuated by emergency services agencies and/or governmental authorities?

Answered: 158 Skipped: 0

| ANSWER CHOICES | RESPONSES | |
|----------------------------|-----------|------------|
| Strongly agree | 42.41% | 67 |
| Agree | 46.84% | 74 |
| Neither agree nor disagree | 5.70% | 9 |
| Disagree | 3.16% | 5 |
| Strongly disagree | 1.90% | 3 |
| TOTAL | | 158 |

Q3: Do you believe there is a stigma associated with reaching out for mental health assistance that is perpetuated by peers within emergency services agencies?

Answered: 157 Skipped: 1



Q3: Do you believe there is a stigma associated with reaching out for mental health assistance that is perpetuated by peers within emergency services agencies?

Answered: 157 Skipped: 1

| ANSWER CHOICES | RESPONSES | |
|----------------------------|-----------|------------|
| Strongly agree | 27.39% | 43 |
| Agree | 53.50% | 84 |
| Neither agree nor disagree | 11.46% | 18 |
| Disagree | 5.73% | 9 |
| Strongly disagree | 1.91% | 3 |
| TOTAL | | 157 |